

before you begin

Important information for designers, home owners and concrete contractors.

As all high-quality designer building products do, decorative concrete products including Imagecrete®, require greater attention when ordering, placing, finishing and maintaining beyond that of regular concrete to achieve an enduring result.

Before you begin we strongly advise that the following is read and you decide how to apply to your project.

Please also read Hanson's Terms and Conditions. hanson.com.au/home/termsandconditions.aspx

Plan

1. Application area and the location – how does the concrete fit within your overall design?
2. Access to site – this will determine how the concrete is to be placed.
3. Consider the final product – who will place the product? What is your desired finish? Who will finish the product? When do you want your project completed by?

Select

1. Visit your local Imagecrete® display centre – engage your Imagecrete® representative and discuss your plan.
2. Select your product – understand your material choices. Remember natural products can vary.
3. Different placement methods can impact the final product.
4. Hanson strongly recommends that you use a reputable concrete contractor. A list can be provided on request from your Imagecrete® representative.

Prepare

1. Give sufficient notice when ordering – to ensure availability of your chosen Imagecrete® product. A minimum notice period applies.
2. Site preparation is imperative, ensure your site is ready.
3. Consult local council to determine environmental regulations for the disposal of waste.

Place

1. Safety first – cement based products such as concrete have corrosive properties that may be harmful to the skin or eyes. Wear the appropriate PPE at all times.
2. Check product – once the delivery arrives onsite, check that it is the correct product.
3. Don't add water – Imagecrete® has been specially designed to achieve a unique look. Any addition of water to the concrete once it has arrived on site may result in an unsatisfactory finish and will reduce the strength of your concrete.
4. Use reputable contractors – the placement and finish of the product, curing and protection is paramount to the end result. Hanson recommends that only reputable contractors be used to place and finish Imagecrete® decorative range.

Care

1. Ensure bleed water is removed from surface after placement to avoid deposits called laitance causing temporary discolouration.
2. Protect – seal the finished surface, don't use harmful chemicals.
3. Maintain – Concrete is a long term investment and with appropriate care and maintenance optimum performance and enjoyment is ensured. We recommend ongoing care and maintenance is discussed with the concrete contractor.


For further advice, contact your local Hanson Imagecrete representative on:

13 2662 (13 CONC)


www.imagecrete.com.au

IMC-SWATCHCARD-COL-NAT-02






Daisy* Tangerine* Fuji* Pomegranate* Lavender Watermelon*



Butterscotch* Kumura* Blackberry Gooseberry* Mocha Passionfruit*



Rockmelon* Coober Pedy* Shiraz Claypan Mulberry Ochre

*Off White

Disclaimer


Concrete is a blend of aggregates and other natural materials which may change the appearance and availability from region to region.

Hanson strongly suggests before you make a decision that you contact the Hanson Imagecrete Representative in your region for more information about ordering, colour availability and to view a sample. Not all colours in the brochure may be available in your region, especially those identified as requiring off-white cement.


Hanson reserves the right to alter, remove or replace these products without notice.




Moonscape* Sandstone Nullarbor Figtree Gunmetal Ebony



Travertine* Simpson Camel Akubra Graphite Raven




Bondi* Damper Earth Gumleaf Slate Aniseed



Spinel* Zircon* Sapphire* Tourmaline* Aquamarine* Opal*

Colorbond®




Classic Cream™ Shale Grey™ Paperbark® Bushland® Evening Haze® Ironstone®



Sandbank® Surfmist® Pale Eucalypt® Wilderness® Jasper® Deep Ocean®



Dune® Windspray® Woodland Grey® Cottage Green® Loft® Monument®



Manor Red® Headland®

COLORBOND®, BlueScope and ® colour names are registered trade marks and ™ colour names are trade marks of BlueScope Steel Limited.